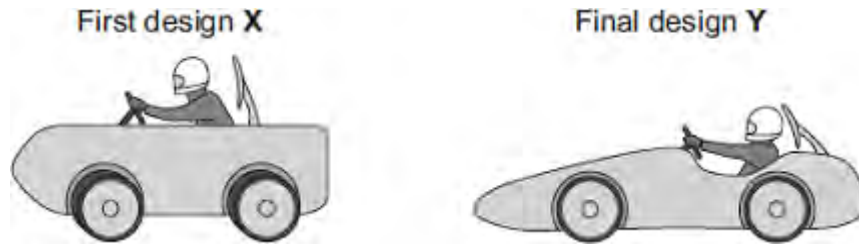


Q1.(a) Some students have designed and built an electric-powered go-kart. After testing, the students decided to make changes to the design of their go-kart.



The go-kart always had the same mass and used the same motor.

The change in shape from the first design (X) to the final design (Y) will affect the top speed of the go-kart.

Explain why.

.....

.....

.....

.....

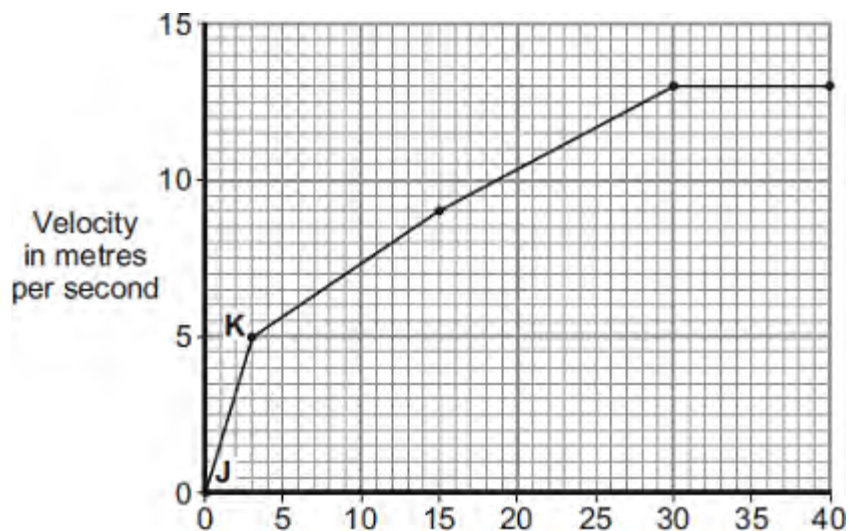
.....

.....

(3)

(b) The final design go-kart, Y, is entered into a race.

The graph shows how the velocity of the go-kart changes during the first 40 seconds of the race.



Time in seconds

- (i) Use the graph to calculate the acceleration of the go-kart between points **J** and **K**.

Give your answer to **two** significant figures.

.....
.....
.....

Acceleration = m/s²

(2)

- (ii) Use the graph to calculate the distance the go-kart travels between points **J** and **K**.

.....
.....
.....

Distance = m

(2)

- (iii) What causes most of the resistive forces acting on the go-kart?

.....

(1)

(Total 8 marks)

Q2. The stopping distance of a car is the sum of the thinking distance and the braking distance.

The table below shows how the thinking distance and braking distance vary with speed.

Speed in m / s	Thinking distance in m	Braking distance in m
10	6	6.0
15	9	13.5

20	12	24.0
25	15	37.5
30	18	54.0

- (a) What is meant by the braking distance of a vehicle?

.....

(1)

- (b) The data in the table above refers to a car in good mechanical condition driven by an alert driver.

Explain why the stopping distance of the car increases if the driver is very tired.

.....

(2)

- (c) A student looks at the data in the table above and writes the following:

thinking distance \propto speed

thinking distance \propto speed

Explain whether the student is correct.

.....

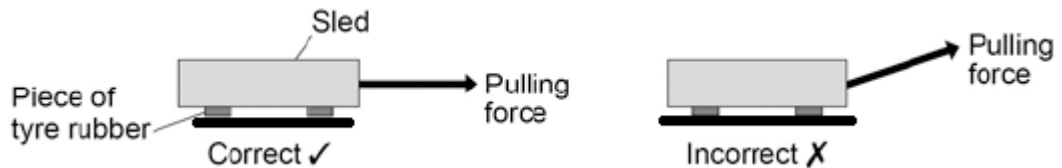
- (d) Applying the brakes with too much force can cause a car to skid.

The distance a car skids before stopping depends on the friction between the road surface and the car tyres and also the speed of the car.

Friction can be investigated by pulling a device called a 'sled' across a surface at constant speed.

The figure below shows a sled being pulled correctly and incorrectly across a surface.

The constant of friction for the surface is calculated from the value of the force pulling the sled and the weight of the sled.



Why is it important that the sled is pulled at a constant speed?

Tick **one** box.

If the sled accelerates it will be difficult to control.

If the sled accelerates the value for the constant of friction will be wrong.

If the sled accelerates the normal contact force will change.

- (e) If the sled is pulled at an angle to the surface the value calculated for the constant of friction would not be appropriate.

Explain why.

.....

.....

.....

.....

(2)

- (f) By measuring the length of the skid marks, an accident investigator determines that the distance a car travelled between the brakes being applied and stopping was 22 m.

The investigator used a sled to determine the friction. The investigator then calculated that the car decelerated at 7.2 m / s^2 .

Calculate the speed of the car just before the brakes were applied.

Give your answer to two significant figures.

Use the correct equation from the Physics Equation Sheet.

.....
.....
.....
.....

Speed = m / s

(3)

(Total 11 marks)

Q3.The London Eye is one of the largest observation wheels in the world.



© Angelo Ferraris/Shutterstock

The passengers ride in capsules. Each capsule moves in a circular path and accelerates.

- (a) Explain how the wheel can move at a steady speed and the capsules accelerate at the same time.

.....
.....
.....

(2)

- (b) In which direction is the resultant force on each capsule?

.....

(1)

- (c) The designers of the London Eye had to consider **three** factors which affect the resultant force described in part (b).

Two factors that increase the resultant force are:

- an increase in the speed of rotation
- an increase in the total mass of the wheel, the capsules and the passengers.

Name the other factor that affects the resultant force and state what effect it has on

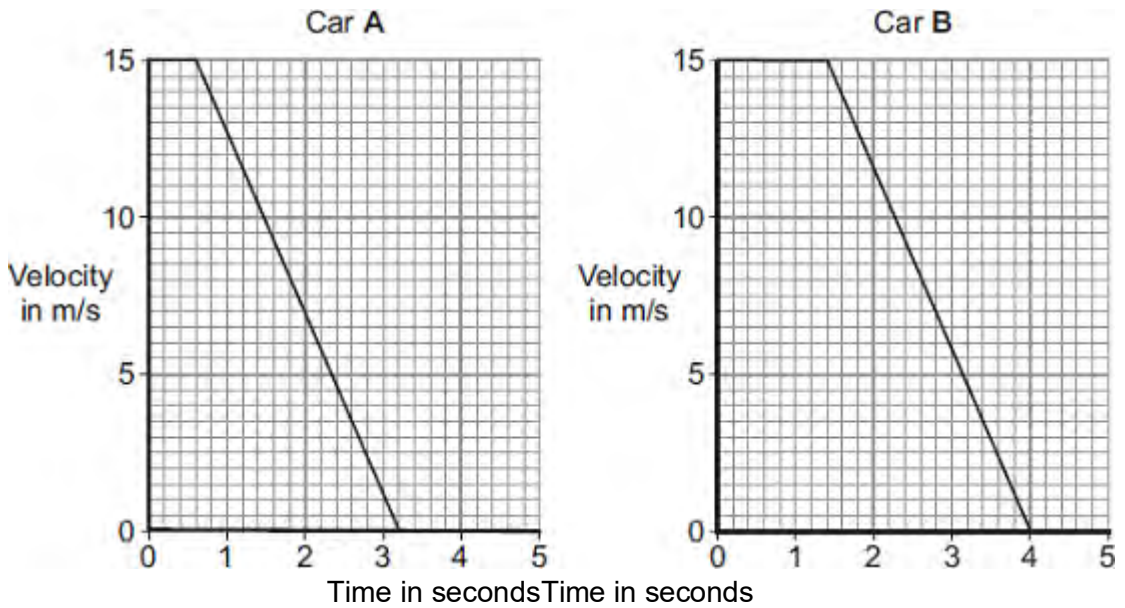
the resultant force.

.....
.....

(1)
(Total 4 marks)

Q4.(a) The graphs show how the velocity of two cars, **A** and **B**, change from the moment the car

drivers see an obstacle blocking the road.



One of the car drivers has been drinking alcohol. The other driver is wide awake and alert.

- (i) How does a comparison of the two graphs suggest that the driver of car **B** is the one who has been drinking alcohol?

.....

(1)

- (ii) How do the graphs show that the two cars have the same deceleration?

.....

(1)

- (iii) Use the graphs to calculate how much further car **B** travels before stopping compared to car **A**.

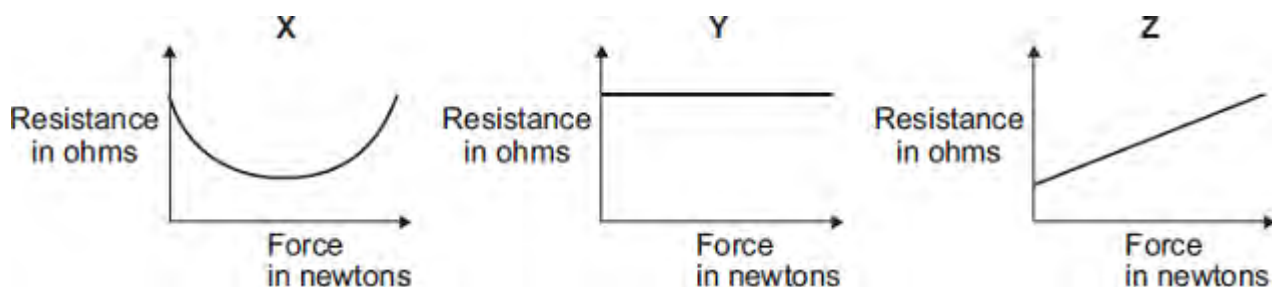
Show clearly how you work out your answer.

.....

Additional stopping distance = m

(3)

- (b) In a crash-test laboratory, scientists use sensors to measure the forces exerted in collisions. The graphs show how the electrical resistance of 3 experimental types of sensor, X, Y, and Z, change with the force applied to the sensor.



Which of the sensors, X, Y or Z, would be the best one to use as a force sensor?

.....

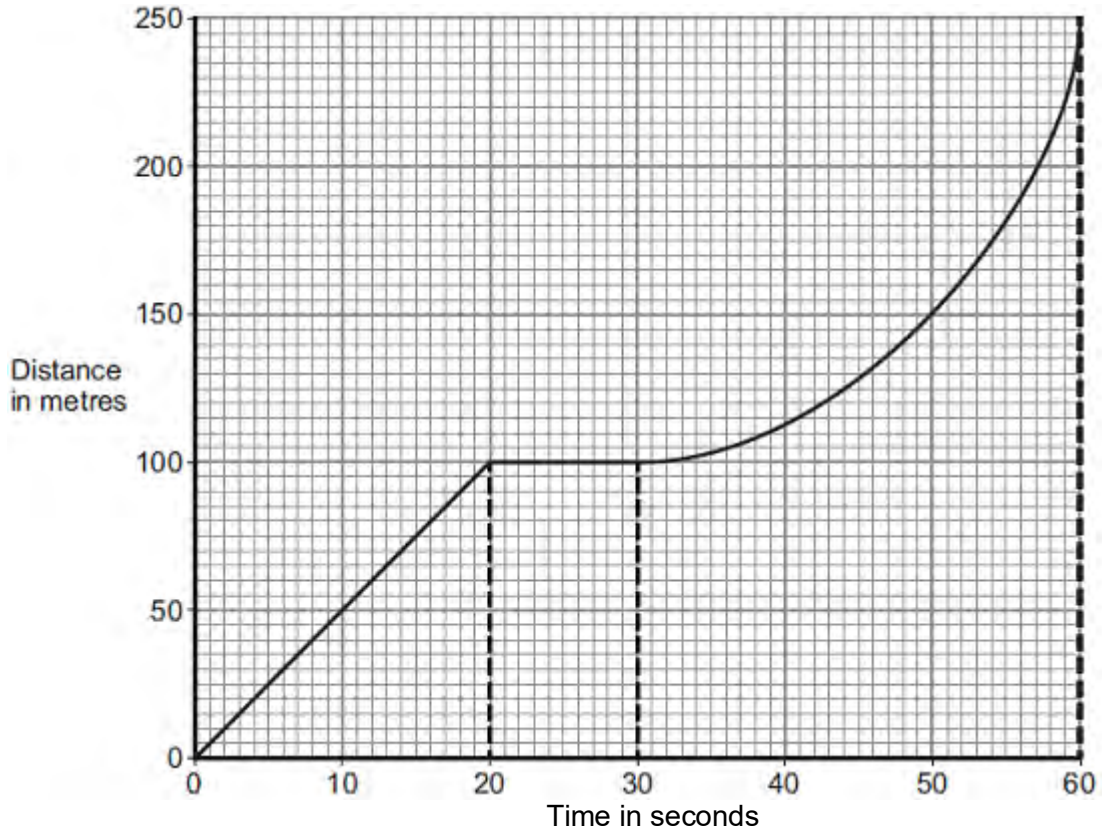
Give a reason for your answer.

.....
.....
.....
.....

(2)
(Total 7 marks)

Q5.A bus is taking some children to school.

- (a) The bus has to stop a few times. The figure below shows the distance–time graph for part of the journey.



- (i) How far has the bus travelled in the first 20 seconds?

Distance travelled = m

(1)

- (ii) Describe the motion of the bus between 20 seconds and 30 seconds.

.....

(1)

- (iii) Describe the motion of the bus between 30 seconds and 60 seconds.

Tick (✓) **one** box.

	Tick (✓)
Accelerating	

Reversing	
Travelling at constant speed	

(1)

(iv) What is the speed of the bus at 45 seconds?

Show clearly on the figure above how you obtained your answer.

.....

Speed = m / s

(3)

(b) Later in the journey, the bus is moving and has 500 000 J of kinetic energy.

The brakes are applied and the bus stops.

(i) How much work is needed to stop the bus?

.....

Work = J

(1)

(ii) The bus stopped in a distance of 25 m.

Calculate the force that was needed to stop the bus.

.....

Force = N

(2)

(iii) What happens to the kinetic energy of the bus as it is braking?

.....
.....
.....
.....

(2)
(Total 11 marks)

Q6.(a) The stopping distance of a vehicle is made up of two parts, the thinking distance and

the braking distance.

(i) What is meant by *thinking distance*?

.....
.....

(1)

(ii) State **two** factors that affect thinking distance.

1

.....

2

.....

(2)

(b) A car is travelling at a speed of 20 m/s when the driver applies the brakes. The car decelerates at a constant rate and stops.

(i) The mass of the car and driver is 1600 kg.

Calculate the kinetic energy of the car and driver before the brakes are applied.

.....

.....

.....

Kinetic energy = J

(2)

(ii) How much work is done by the braking force to stop the car and driver?

Work done = J

(1)

(iii) The braking force used to stop the car and driver was 8000 N.

Calculate the braking distance of the car.

.....
.....
.....
.....

Braking distance = m

(2)

- (iv) The braking distance of a car depends on the speed of the car and the braking force applied.

State **one** other factor that affects braking distance.

.....
.....

(1)

- (v) Applying the brakes of the car causes the temperature of the brakes to increase.

Explain why.

.....
.....
.....
.....

(2)

- (c) Hybrid cars have an electric engine and a petrol engine. This type of car is often fitted with a regenerative braking system. A regenerative braking system not only slows a car down but at the same time causes a generator to charge the car's battery.

State and explain the benefit of a hybrid car being fitted with a regenerative braking system.

.....

.....

.....

.....

.....

.....

(3)
(Total 14 marks)